



SERVICE RECORD

VEHICLE IDENTIFICATION DETAILS

Model

Paint

Engine

Transmission

Vin / Chassis No.

Engine No.

Date of delivery

Date of Registration

Reg No.

Caterham Cars certifies that these details are correct, that the vehicle/chassis has been carefully prepared in accordance with the Caterham Quality Standards and that the vehicle/chassis has passed its post-production inspection.

FACTORY STAMP

To find your nearest retailer, please visit www.caterhamcars.com

SERVICING REQUIREMENTS

The following pages detail the servicing schedules for each of the various Caterham Seven models along with service, cambelt replacement and upgrade records.

To ensure your Caterham Seven continues to drive with the same performance, enthusiasm and accuracy as intended, it is imperative that it is serviced and maintained in accordance with the appropriate schedule set out in this handbook.

We also strongly recommend only using genuine Caterham parts which can be easily obtained through any Official Caterham Retailer. All Caterham genuine parts are tested, and quality checked for fitment, safety and reliability and as good as, if not improved upon those first fitted to your vehicle and are therefore specifically designed to work with your Caterham Seven guaranteeing a continuation of performance, fuel efficacy and therefore delivering optimum driving pleasure.

Additionally, having the servicing schedule carried out by a qualified Caterham technician will ensure these parts are replaced using the best techniques and to the highest standards and details of your nearest Official Caterham Retailer can be found on our website www.caterhamcars.com.

Above all, compliance with the servicing schedule means that you will avoid the possibility of losing any warranty entitlement due to a failure to carry out the requirements set out within the *Caterham Seven Warranty Terms and Conditions*.

It is therefore important to take note of each servicing timescale and mileage interval and to present this handbook to a Official Caterham Retailer enabling them to update and stamp the schedule appropriately.

Please remember that the vehicle warranty does not cover faults that arise fully or partially as a result of a failure to carry out the maintenance operations set out in this handbook.

In addition, we recommend you check your vehicle at the beginning of every long journey and every 500 miles. Such a check should include the oil level, coolant level, brake fluid, tyre wear, windscreen for damage, lighting operation and the condition of seatbelts/harnesses.

By complying with all of the above your Caterham Seven will continue to perform to its optimum and give many years of enjoyment and we believe the cars we hand make are special and with the proper care and attention they will continue to be the envy of the other road and track drivers.

Should you require any further assistance or information related to the aftersales care of your Caterham Seven please feel free to contact Caterham directly or speak to your nearest Official Caterham Retailer. Up to date contact information can be obtained from the website www.caterhamcars.com.

WARRANTY & CHANGE OF OWNERSHIP

The *Caterham Seven Warranty Terms and Conditions* are available from any Official Caterham Retailer, but the following should be noted.

Should your vehicle need the benefit of its warranty cover, please simply contact a Official Caterham Retailer who will assist you throughout the process. For details of your nearest Official Caterham Retailer please visit the Caterham website.

To ensure that we can provide the very best care for our customers, we ask that each time this Caterham Seven is sold to a new owner we are made aware as this allows us to contact our customers efficiently should the need arise.

For this reason, we ask all owners to provide us with their details by emailing aftersales@caterham.com to inform us of any changes of address or ownership.

Should this Caterham Seven be sold while within the terms of the manufacturer warranty period, the remainder of the warranty terms will only be valid to the new owner from the date we receive notification of the owner change.

Evidence of servicing in accordance with the manufacturer's service schedule may be required for any warranty claim and care should therefore be taken to ensure that the service record is updated and / or receipts for work / parts are available.

Any parts fitted, must be of an equivalent proven quality to the original manufacturer's specification and only approved manufacturer upgrades will be considered for any warranty claim. Any modification not approved by the manufacturer could void any warranty claim.

Please refer to the *Caterham Seven Warranty Terms and Conditions* for full details of the Caterham Cars Warranty Policy.

The Caterham Seven is recognised as the benchmark for enjoyment when it comes to circuit driving and Caterham accepts that owners may, indeed Caterham encourages owners to, take their Sevens on to race circuits for the purpose of a 'trackday' (defined as a non-competitive, untimed leisure driving activity organised by a professional body associated to the ATDO [Association of Trackday Organisers]). **One mile of track driving is approximately the equivalent of ten miles of road driving and owners should be mindful of this fact when considering the servicing requirements for their Seven. It is not unusual to cover 100-200 miles on a trackday.** Caterham will inspect any vehicle presented for a Warranty claim for evidence of trackday use. Use of a vehicle on a trackday shall not automatically void a Warranty claim, but Caterham reserves the right to reject a Warranty claim for any vehicle or component that appears to have been subject to premature or circuit induced wear (such as vibration in electrical components) when in its reasonable opinion it considers the wear to be attributed predominantly to trackday use.

PRIVACY POLICY

We are committed to protecting your personal information and to being transparent about the information we hold about you. Using personal information allows us to develop a better understanding of our users and customers, and in turn to provide you with relevant and timely information about Caterham and our products.

Full details of our Privacy Policy which may change time to time are available by visiting our website www.caterhamcars.com.

It is important that you read this privacy policy when we are collecting or processing personal information about you, so that you are aware of how and why we are using your personal information.

Please visit this section of our website periodically in order to keep up to date with changes in our privacy policy.

SERVICE SCHEDULES

SEVEN 160 / 165 / 170

		FREQUENCY (Months or miles, whichever is sooner)		
		After first 3 months or 1000 miles	Every 3000 miles	Every 12 months or 6000 miles
Engine oil	Drain and replace	●	●	●
Engine oil filter	Replace	●		●
Screen washer fluid	Check and top up	●		●
Screen washers	Check operation and alignment	●		●
Brake fluid	Check level and top up	●	●	●2
Coolant	Check level and top up	●		●
Coolant hoses	Check for condition, leaks and security	●		●
Lights and bulbs	Check all lights and replace bulbs as necessary	●	●	●
Switchgear	Check operation	●		●
Wheel nut torques	Check for tightness	●		●
Clutch	Check operation & adjustment	●		●
Handbrake operation	Check and adjust	●		●
Brake pads	Check for wear, replace if necessary			●
CV gaiters	Check condition			●
Tyres	Check condition and pressure	●	●	●
Seatbelts and harnesses	Check for condition and operation			●
Horn	Check	●	●	●
Wipers	Check condition and operation, replace if necessary			●
Steering joints & gaiters	Check			●
Wheel bearing end float	Check and adjust			●
Brake hoses	Check condition and for leaks	●		●
Brake discs / drums	Check for condition and wear			●
ECU diagnostics	Check if possible	●		●
Battery	Check security, condition and connections, top up			●
Headlight alignment	Check and adjust	●		●
Exhaust system	Check mountings and exhaust condition			●
Suspension security	Check and re-torque bolts	●		●
Suspension bushes	Check and replace if necessary			●
Front wheel alignment	Check and adjust if necessary	●		●
Brake pipes and unions	Check for security and leaks	●		●
Brake fluid	Replace			2
Engine mountings	Check			●
Spark plugs	Replace			2
Air filter	Clean, (change at 4 years)			●4
Wheel bearings	Repack at 4 years			4
Brake hoses	Replace at 4 years			4
Coolant	Drain and replace at 4 years			4
Gearbox oil	Drain and replace			4
Alternator drive belt	Check tension and condition (change at 5 years)	●		●5
Differential oil	Drain and replace	●		6
Fuel lines	Check for security and leaks			6
Road test	To check dampers, brakes, steering, instruments etc.	●	●	●

2, 4, 5 & 6 indicate the number of years (6000 miles) between component replacements.

SERVICE SCHEDULES

SEVEN / 270 / 275 / 280 / 310 / 360 / 420 / SUPER SEVEN

		FREQUENCY (Months or miles, whichever is sooner)		
		After first 3 months or 1000 miles	Every 12 months or 6000 miles	Every 24 months or 12000 miles
Engine oil	Check and top up (# check level before changing oil)	●	●#	●#
Engine oil & filter	Drain and replace		●	●
Brake fluid	Check level and top up	●	●	●2
Differential oil level	Check and top up	●	●	●
Gearbox oil level	Check and top up	●	●	●
Screen washers	Check operation, alignment and top up fluid	●	●	●
Coolant	Check level and top up	●	●	●
Coolant hoses	Check for condition, leaks and security	●	●	●
Alternator drive belt	Check tension and condition, replace if necessary	●	●	●
Roller Barrels / Throttle Bodies	Check and set balance, idle and throttle pot settings	●	●	●
Lights and bulbs	Check all lights and replace bulbs as necessary	●	●	●
Switchgear	Check operation	●	●	●
Wheel nut torques	Check for tightness	●	●	●
Clutch	Check operation, adjustment & fluid level	●	●	●
Handbrake operation	Check and adjust	●	●	●
Brake disc & pads	Check for wear, replace if necessary		●	●
CV gaitors	Check condition		●	●
Tyres	Check condition and pressure	●	●	●
Seatbelts and harnesses	Check for condition and operation		●	●
Horn	Check	●	●	●
Wipers	Check condition and operation, replace if necessary		●	●
Steering joints and gaitors	Check		●	●
Wheel bearing end float	Check and adjust		●	●
Brake hoses	Check condition and for leaks	●	●	●
ECU diagnostics	Check if possible	●	●	●
Battery	Check security, condition and connections, top up		●	●
Headlight alignment	Check and adjust	●		●
Exhaust system	Check mountings and exhaust condition			●
Spark plugs	Replace			●
Suspension security	Check and retorque bolts	●		●
Suspension bushes	Check and replace if necessary			●
Front wheel alignment	Check and adjust if necessary	●		●
Brake pipes and unions	Check for security and leaks	●		●
Clutch Fluid	Replace			●
Engine mountings	Check			●
Air filter	Clean, (change at 4 years)			●4
Wheel bearings	Repack at 4 years			●4
Brake hoses	Replace at 4 years			●4
Coolant	Drain and replace at 4 years			●4
Fuel lines	Check for security and leaks			●4
Cam belts	Replace at 6yrs (270/275/280/310 only)			●6
Road test	To check dampers, brakes, steering, instruments etc.	●	●	●

2, 4 & 6 indicate the number of years (6000 miles) between component replacements.

SERVICE SCHEDULES

SEVEN 485

		FREQUENCY (Months or miles, whichever is sooner)		
		After first 3 months or 1000 miles	Every 12 months or 6000 miles	Every 24 months or 12000 miles
Engine oil	Check and top up (# check level before changing oil)	●	●#	●#
Engine oil & filter	Drain and replace		●	●
Brake fluid	Check level and top up	●	●	replace
Differential oil level	Check and top up	●	●	●4
Gearbox oil level	Check and top up	●	●	●
Screen washers	Check operation, alignment and top up fluid	●	●	●
Coolant	Check level and top up	●	●	●
Coolant hoses	Check for condition, leaks and security	●	●	●
Alternator drive belt	Check tension and condition, replace if necessary	●	●	●
Roller Barrels	Check and set balance, idle and throttle pot settings	Adjust if required by diagnostics		
Lights and bulbs	Check all lights and replace bulbs as necessary	●	●	●
Switchgear	Check operation	●	●	●
Wheel nut torques	Check for tightness	●	●	●
Clutch	Check operation, adjustment & fluid level	●	●	●
Handbrake operation	Check and adjust	●	●	●
Brake discs & pads	Check for wear, replace if necessary		●	●
CV gaitors	Check condition		●	●
Tyres	Check condition and pressure	●	●	●
Seatbelts and harnesses	Check for condition and operation		●	●
Horn	Check	●	●	●
Wipers	Check condition and operation, replace if necessary		●	●
Steering joints and gaitors	Check		●	●
Wheel bearing end float	Check and adjust		●	●
Brake hoses	Check condition and for leaks	●	●	●
ECU diagnostics	Check if possible	●	●	●
Battery	Check security, condition and connections, top up		●	●
Headlight alignment	Check and adjust	●		●
Exhaust system	Check mountings and exhaust condition			●
Spark plugs	Replace			●
Suspension security	Check and retorque bolts	●		●
Suspension bushes	Check and repl ace if necessary			●
Front wheel alignment	Check and adjust if necessary	●		●
Brake pipes and unions	Check for security and leaks	●		●
Clutch Fluid	Replace			●
Engine mountings	Check			●
Air filter	Clean and re-oil filter (change at 4 years)			●4
Wheel bearings	Repack at 4 years			●4
Brake hoses	Replace at 4 years			●4
Coolant	Drain and replace at 4 years			●4
Fuel lines	Check for security and leaks			●4
Road test	To check dampers, brakes, steering, instruments etc.	●	●	●

4 indicate the number of years (6000 miles) between component replacements.

SERVICE SCHEDULES SEVEN 620

		FREQUENCY (Months or miles, whichever is sooner)			
		After first 3 months or 1000 miles	Every 6 months or 3000 miles	Every 12 months or 6000 miles	Every 24 months or 12000 miles
Engine oil	Check and top up (# check level before changing oil)	●	●#	●#	●#
Engine oil & filter	Drain and replace			●	●
Brake fluid	Check level and top up	●		●	●2
Differential oil level	Check and top up	●		●	●
Gearbox oil level	Check and top up after 1000 miles	●	●	●	●
Supercharger oil	Check and top up (Change at 50,000 miles or 2 years)	●	●	●	●2
Supercharger oil filter	Check (Change at 50,000 miles or 2 years)	●	●	●	●2
Screen washers	Check operation, alignment and top up fluid	●		●	●
Coolant	Check level and top up	●		●	●
Coolant hoses	Check for condition, leaks and security	●		●	●
Alternator drive belt	Check tension and condition, replace if necessary	●		●	●
Lights and bulbs	Check all lights and replace bulbs as necessary	●		●	●
Switchgear	Check operation	●		●	●
Wheel nut torques	Check for tightness	●		●	●
Clutch	Check operation, adjustment & fluid level	●		●	●
Handbrake operation	Check and adjust	●		●	●
Brake discs & pads	Check for wear, replace if necessary			●	●
CV gaitors	Check condition			●	●
Tyres	Check condition and pressure	●		●	●
Seatbelts and harnesses	Check for condition and operation			●	●
Horn	Check	●		●	●
Wipers	Check condition and operation, replace if necessary			●	●
Steering joints and gaitors	Check			●	●
Wheel bearing end float	Check and adjust			●	●
Brake hoses	Check condition and for leaks	●		●	●
ECU diagnostics	Check if possible	●		●	●
Battery	Check security, condition and connections			●	●
Headlight alignment	Check and adjust	●			●
Exhaust system	Check mountings and exhaust condition				●
Spark plugs	Replace				●
Suspension security	Check and retorque bolts	●			●
Suspension bushes	Check and replace if necessary				●
Front wheel alignment	Check and adjust if necessary	●			●
Brake pipes and unions	Check for security and leaks	●			●
Clutch Fluid	Replace				●
Engine mountings	Check				●
Air filter	Clean, (change at 4 years)				●4
Wheel bearings	Repack at 4 years				●4
Brake hoses	Replace at 4 years				●4
Coolant	Drain and replace at 4 years				●4
Fuel lines	Check for security and leaks				●4
Plenum Bolts	Check and torque if necessary			●	●
Propshaft bolts	Check and torque if necessary		●	●	●
Propshaft Grease nipples	Regrease UJ joints		●	●	●
Valve clearance	Check and record			●	●
Road test	To check dampers, brakes, steering, instruments etc.	●		●	●

2 & 4 indicate the number of years (6000 miles) between component replacements.

SEQUENTIAL GEARBOX SERVICE ALL MODELS FITTED WITH SEQUENTIAL GEARBOXES

		FREQUENCY (Months or miles, whichever is sooner)		
		After first 3 months or 1000 miles	Every 12 months or 6000 miles	Every 24 months or 12000 miles
Gearbox oil	Check and top up (replace every 12 months / 6000 miles)	●	●	●
Flatshift	Check tolerances and adjust		●	●

SERVICE RECORD

DATE

MILEAGE

TYPE

**POST BUILD CHECK
OR PRE-DELIVERY
INSPECTION**

We certify that the PBC / PDI has been completed in accordance with the manufacturer's schedule applicable to your vehicle.

SIGNATURE

1ST SERVICE DUE AT 3 MONTH / 1000 MILES

DATE

MILEAGE

TYPE

SIGNATURE

We certify that the first service has been completed in accordance with the manufacturer's schedule applicable to your vehicle.

DEALER STAMP **1**

DATE

MILEAGE

TYPE

**NEW CAR
FIRST SERVICE**

We certify that the new car 1st service has been completed in accordance with the manufacturer's schedule applicable to your vehicle.

SIGNATURE

NEXT SERVICE DUE

DATE

MILEAGE

TYPE

SIGNATURE

We certify that this service has been completed in accordance with the manufacturer's schedule applicable to your vehicle.

DEALER STAMP **2**

SERVICE RECORD (CONTINUED)

DATE

MILEAGE

TYPE

SIGNATURE

We certify that the first service has been completed in accordance with the manufacturer's schedule applicable to your vehicle.

DEALER STAMP **3**

DATE

MILEAGE

TYPE

SIGNATURE

We certify that the first service has been completed in accordance with the manufacturer's schedule applicable to your vehicle.

DEALER STAMP **5**

DATE

MILEAGE

TYPE

SIGNATURE

We certify that this service has been completed in accordance with the manufacturer's schedule applicable to your vehicle.

DEALER STAMP **4**

DATE

MILEAGE

TYPE

SIGNATURE

We certify that this service has been completed in accordance with the manufacturer's schedule applicable to your vehicle.


DEALER STAMP **6**

SERVICE RECORD (CONTINUED)

DATE
MILEAGE
TYPE
SIGNATURE

We certify that the first service has been completed in accordance with the manufacturer's schedule applicable to your vehicle.


DEALER STAMP



DATE
MILEAGE
TYPE
SIGNATURE

We certify that this service has been completed in accordance with the manufacturer's schedule applicable to your vehicle.

DEALER STAMP



SERVICE RECORD (CONTINUED)

DATE
MILEAGE
TYPE
SIGNATURE

We certify that the first service has been completed in accordance with the manufacturer's schedule applicable to your vehicle.

DEALER STAMP



DATE
MILEAGE
TYPE
SIGNATURE

We certify that this service has been completed in accordance with the manufacturer's schedule applicable to your vehicle.


DEALER STAMP



DATE
MILEAGE
TYPE
SIGNATURE

We certify that the first service has been completed in accordance with the manufacturer's schedule applicable to your vehicle.

DEALER STAMP



DATE
MILEAGE
TYPE
SIGNATURE

We certify that this service has been completed in accordance with the manufacturer's schedule applicable to your vehicle.

DEALER STAMP



DATE
MILEAGE
TYPE
SIGNATURE

We certify that the first service has been completed in accordance with the manufacturer's schedule applicable to your vehicle.


DEALER STAMP



DATE
MILEAGE
TYPE
SIGNATURE

We certify that this service has been completed in accordance with the manufacturer's schedule applicable to your vehicle.

DEALER STAMP



SEQUENTIAL GEARBOX SERVICE

DATE

MILEAGE

SIGNATURE

DEALER STAMP

SEQUENTIAL GEARBOX 1

DATE

MILEAGE

SIGNATURE

DEALER STAMP

SEQUENTIAL GEARBOX 2

DATE

MILEAGE

SIGNATURE

DEALER STAMP

SEQUENTIAL GEARBOX 3

DATE

MILEAGE

SIGNATURE

DEALER STAMP

SEQUENTIAL GEARBOX 4

DATE

MILEAGE

SIGNATURE

DEALER STAMP

SEQUENTIAL GEARBOX 5

DATE

MILEAGE

SIGNATURE

DEALER STAMP

SEQUENTIAL GEARBOX 6

CAMBELT REPLACEMENT

DATE

MILEAGE

DEALER STAMP

CAMBELT 1

SIGNATURE

DATE

MILEAGE

DEALER STAMP

CAMBELT 2

SIGNATURE

DATE

MILEAGE

DEALER STAMP

CAMBELT 3

SIGNATURE

DATE

MILEAGE

DEALER STAMP

CAMBELT 4

SIGNATURE

FACTORY UPGRADE RECORD

DATE

MILEAGE

MODIFICATIONS / UPGRADE

UPGRADE

UPGRADE 1

SIGNATURE

DATE

MILEAGE

MODIFICATIONS / UPGRADE

UPGRADE

UPGRADE 2

SIGNATURE

FACTORY UPGRADE RECORD (CONTINUED)

DATE

MILEAGE

MODIFICATIONS / UPGRADE

UPGRADE

UPGRADE **3**

SIGNATURE

DATE

MILEAGE

MODIFICATIONS / UPGRADE

UPGRADE

UPGRADE **4**

SIGNATURE

DATE

MILEAGE

MODIFICATIONS / UPGRADE

UPGRADE

UPGRADE **5**

SIGNATURE

DATE

MILEAGE

MODIFICATIONS / UPGRADE

UPGRADE

UPGRADE **6**

SIGNATURE

CATERHAM®

Caterham Cars Limited, 2-3 Kennet Road, Dartford, Kent, DA1 4QN

CATERHAMCARS.COM

 /CaterhamCars  @caterhamcars  caterhamcarsltd

© Caterham 2021

Content is subject to change without notice. Images are for illustrative purposes only.

Printed in the UK. Service Book Edition 1.0 09/21